



USER-FRIENDLY CAR PARK

THE
SQR

A car park for The Squire and Airport City Frankfurt



THE SQUAIRE Parking opened in early 2012, giving visitors to **THE SQUAIRE** and Airport City Frankfurt another car park with 2,500 parking spaces on a total of nine levels.

The new car park is remarkable in a number of ways, not least for its environmentally friendly design. **THE SQUAIRE PARKING** is the first car park in Europe to be certified as a Green Building with the international LEED Gold* label.

The innovative and award-winning lighting concept was created by Austrian company Swareflex, a subsidiary of Swarovski.

The **SQUAIRE Metro**, which runs between the car park to **THE SQUAIRE** and Airport City Frankfurt every two minutes, offers spectacular views of the Frankfurt Airport.

*LEED stands for Leadership in Energy and Environmental Design



Six good reasons to park here

- 1. ACCESS**
THE SQUAIRE Parking is the first car park that you come to from the B43 in Airport City Frankfurt.
- 2. YOUR FASTEST ROUTE TO THE NEXT FREE PARKING SPACE**
THE SQUAIRE Parking has a digital control system. You can immediately see where there are available parking spaces and will be directed there as quickly as possible.
- 3. EASY TO FIND YOUR WAY AROUND**
THE SQUAIRE Parking has only one entry and one exit route, so there's no oncoming traffic. The nine parking levels are bright and clearly designed, each in a different colour. Parking spaces are clearly numbered. The entry and exit, lifts and ticket machines are clearly marked.
- 4. CONVENIENT PARKING**
The individual parking spaces are especially spacious (2.50 m wide) and well lit.
- 5. GET THERE QUICKLY**
Four elevators operated in parallel get you to the SQUAIRE Metro Station or to your parking level on the way back as quickly as possible. The SQUAIRE Metro takes you to **THE SQUAIRE** in 90 seconds and from there in a few minutes to the ICE long-distance train station, to the airport terminals or further into the whole Airport City.
- 6. RIGHT OF WAY AT THE EXIT**
Things are just as quick on the way back – you have the right of way at the exit, which gets you straight back onto the B43 and on your way home.

The Squire Parking at a glance

ENTRANCE

There are four different access routes for getting to the car park.



Please note the maximum vehicle height of 2.10 m.

SQUAIRE METRO/SKYLINK

Getting there quickly

The two SQUAIRE Metro trains whisk you to THE SQUAIRE in 90 seconds. From there you can walk to the ICE mainline railway station, the airport terminals or other destinations at Airport City Frankfurt via completely sheltered routes. Alternatively, there's also a pedestrian route via stairs or lift to the main road for THE SQUAIRE.

Operating hours

Monday–Friday from 5:00 am
 Saturday, Sunday, public holidays from 7:00 am


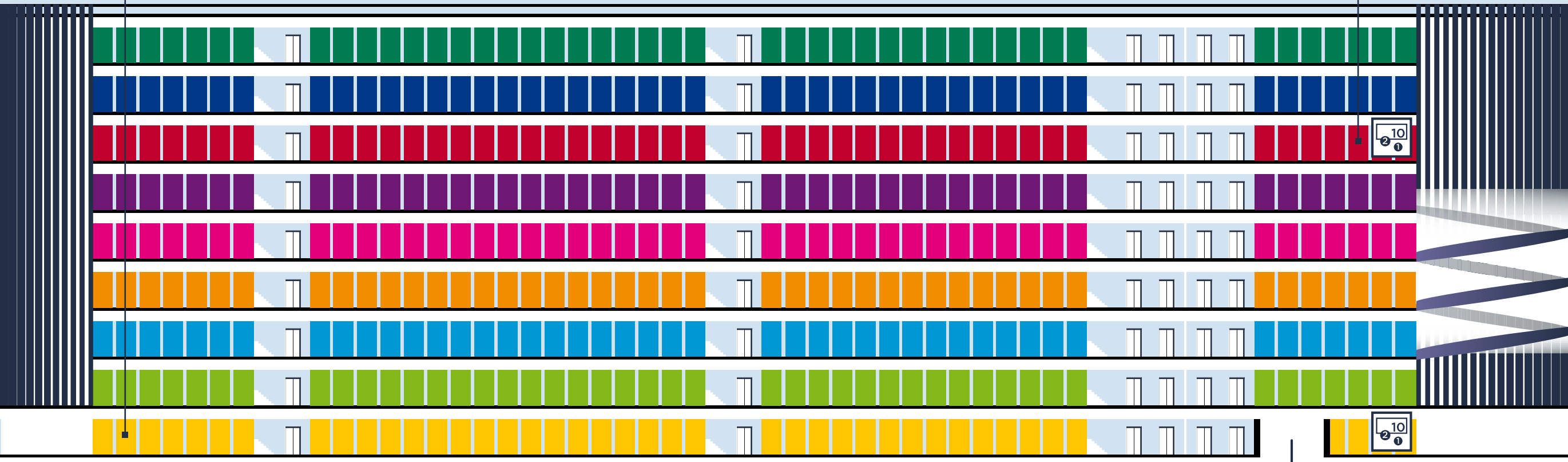
Service stops at 3:30 am the following day
 Service stops at 11:30 pm on Saturdays

SKYLINK

THE SQR



- Available parking 8
- Available parking 7
- Available parking/SQUAIRE Metro 6
- Available parking 5
- Available parking 4
- Available parking 3
- Available parking 2
- Available parking/entrance 1
- Available parking/exit 0
- Footpath to THE SQUAIRE

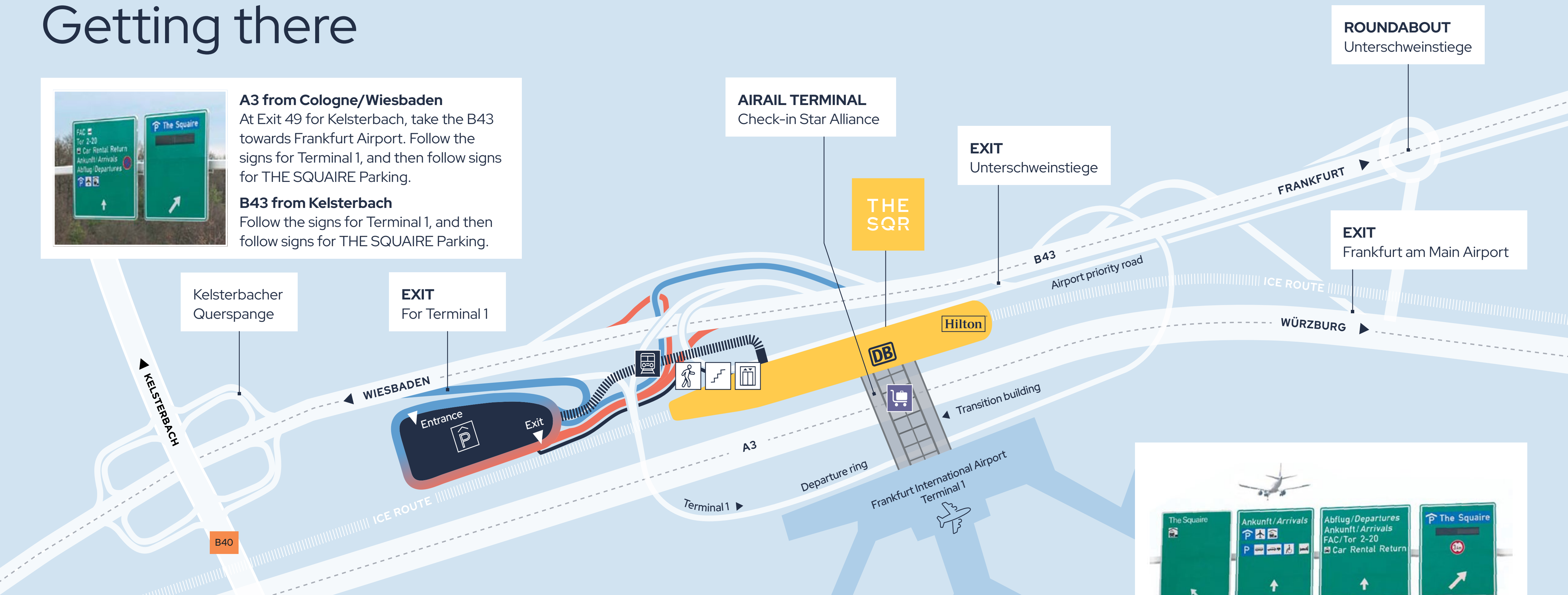


Getting there



A3 from Cologne/Wiesbaden
At Exit 49 for Kelsterbach, take the B43 towards Frankfurt Airport. Follow the signs for Terminal 1, and then follow signs for THE SQUAIRE Parking.

B43 from Kelsterbach
Follow the signs for Terminal 1, and then follow signs for THE SQUAIRE Parking.



A3 from Würzburg
Take Exit 51 Frankfurt-Süd off the A3 onto the B43 towards Kelsterbach/Airport. Follow the signs to the Airport/Terminal 1. Bear right, then follow the signs to THE SQUAIRE Parking.

B43 from Frankfurt
Take the B43 towards the Airport/Terminal 1. Bear right, then follow the signs to THE SQUAIRE Parking.

MISSED YOUR EXIT?

From Frankfurt
From Frankfurt: Drive to the Kelsterbacher Querspange, then take the exit for Airport Terminals 1+2/Cargo Center. Drive back onto the B43 towards A3/A5/Kassel/Würzburg/Frankfurt/Airport Terminals 1+2, head for Terminal 1 and follow the signs for THE SQUAIRE Parking.

From Wiesbaden
Continue to the Frankfurt Unterschweinstiege exit. At the roundabout, take the fourth exist for the A3 Wiesbaden/Cargo Center/ B43 Kelsterbach.

KEY

- Getting there/away
- ICE route
- Footpath
- Stairs
- Lift to curbside lane at the airport
- Squire Metro/Skylink
- GPS coordinates for navigation system: 50°03' 07.5" N, 8°33' 43.7" E

THE SQUAIRE Parking can be used by people with restricted mobility. Outside the SQUAIRE Metro operating times, access from THE SQUAIRE PARKING to THE SQUAIRE is via signposted routes with lifts in the car park and in the outdoor area between the car park and the main road for THE SQUAIRE.

Prices from 2023

You can pay in cash or with an EC card or credit card at one of the pay machines on Level 6 (SQUAIRE Metro Station) or Level 0 (exit area) of the car park.

Up to 30 minutes	2.50
Up to 1 hour	4.00
Each additional hour begun	4.00
Daily maximum	26.50
Each additional hour begun	4.00
Each additional day maximum	26.50
Up to 1 week (7 days)	125.00
Every additional day begun after that	11.00
2 weeks (14 days)	155.00
Each additional week maximum	30.00

LOST YOUR PARKING TICKET?

If you lose your parking ticket, you can contact our service staff via the intercom at the pay machines or at the barriers.

OFFER FOR FREQUENT PARKERS PREPAID CARD + 10%

Park here often? Then our frequent parking card is for you. This allows you to use the car park conveniently without having to go to the pay station.

- One-time issuing fee of EUR 15 incl. VAT.
- Deposit of a starting credit of at least EUR 10 up to a maximum of EUR 140.
- 10% discount with each top-up, so EUR 100 deposit = EUR 110 parking.
- The remaining credit is displayed each time you enter or exit.
- Topping up is easy and can be done at the pay station.

Interested? Then contact us at:

Fraport AG

Parken & Mobilität
HVM-PC1.

Email: parken.squaire@fraport.de

Facts & figures

Parking places	2,500
Parking levels	9 in total
Levels 0–8	Available parking
Lifts	4
Pay machines	5 in total
<i>Three on Level E6 – crossover to the SQUAIRE Metro Two on Level E0 – exit area</i>	
Payment methods	Cash or EC/credit card
Vehicle height	Maximum 2.10 m
Parking space width	2.50 m

The parking space usage regulations for THE SQUAIRE parking facility, which are publicly displayed, and the road traffic regulations apply within the car park. Please note that THE SQUAIRE Parking is a non-smoking car park. Smoking is prohibited both here and at THE SQUAIRE. The SQUAIRE Metro Terms of Use apply to the SQUAIRE Metro. These are publicly displayed in the metro station area on Level 6 of the car park.

Contact

Tel.: +49 (0) 69 – 643 55 4500
Email: parken@thesquaire.com
www.airportcityparken.de

THE SQUAIRE Parking is operated by Irene SQUAIRE Propco 35 GmbH. Fraport AG is responsible for the parking management..

THE
SQR